








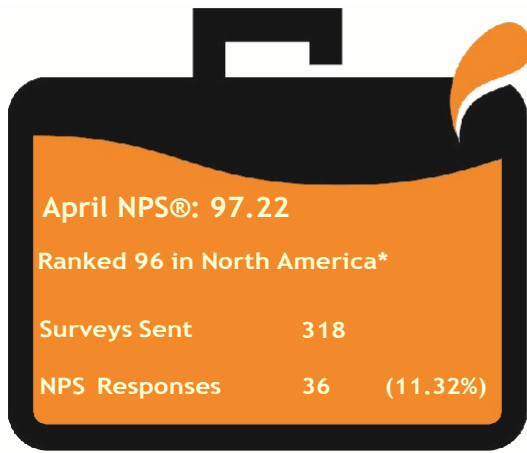
Many companies claim that they have the "Best service in the business" but few even have a way to measure how happy customers are. Here at Edwards Business Systems we have a system that allows us to capture feedback after every service call. We use the Net Promoter Score system www.netpromoter.com

The average N. American company has a Net Promoter Score® of 30.

Some well-loved companies reach scores into the 70s and 80s

NPS® Leaders - N. America 2021		
Company		NPS
Southwest		71
Ritz Carlton		70
USAA		69
H-E-B		65
Cricket Wireless		54
Apple		51

NPS scores published by Satmetrix Systems



$$\text{NPS}^{\circledR} = \text{\% of PROMOTERS (9s and 10s)} - \text{\% of DETRACTORS (0 through 6)}$$

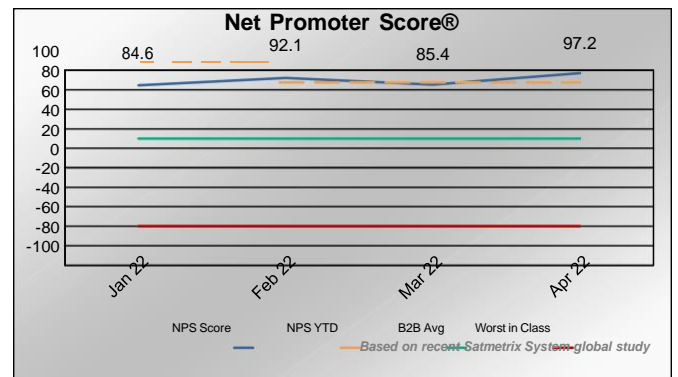
97.22 = 35 (97.22%) - 0 (0.00%)



$$\text{NPS}^{\circledR} = \text{\% of PROMOTERS (9s and 10s)} - \text{\% of DETRACTORS (0 through 6)}$$

87.59 = 133 (91.72%) - 6 (-4.14%)

The Net Promoter Score (NPS)®, is a straightforward loyalty metric that holds companies and employees accountable for how they treat customers. It is both a loyalty metric and a discipline for using customer feedback to fuel profitable growth in your business. Employees at all levels of the organization understand it, opening doors to customer centric change and improved performance.



Data Collection and NPS® Verification powered by CEO Juice Inc.

* Ranking among US and Canada copier dealers using the NPS® system provided by CEO Juice.

** Net Promoter, NPS, and Net Promoter Score are trademarks of Satmetrix Systems, Inc., Bain & Company, and Fred Reichheld